

**STEINEL Vertrieb GmbH**  
Dieselstraße 80-84  
33442 Herzebrock-Clarholz  
Tel: +49/5245/448-188  
www.steinell.de



**Contact**

[www.steinell.de/contact](http://www.steinell.de/contact)



110059274\_05/2019\_A Technische Änderungen vorbehalten. / Subject to technical modification without notice.

**STEINEL**<sup>®</sup>  
PROFESSIONAL



HG 2220 E

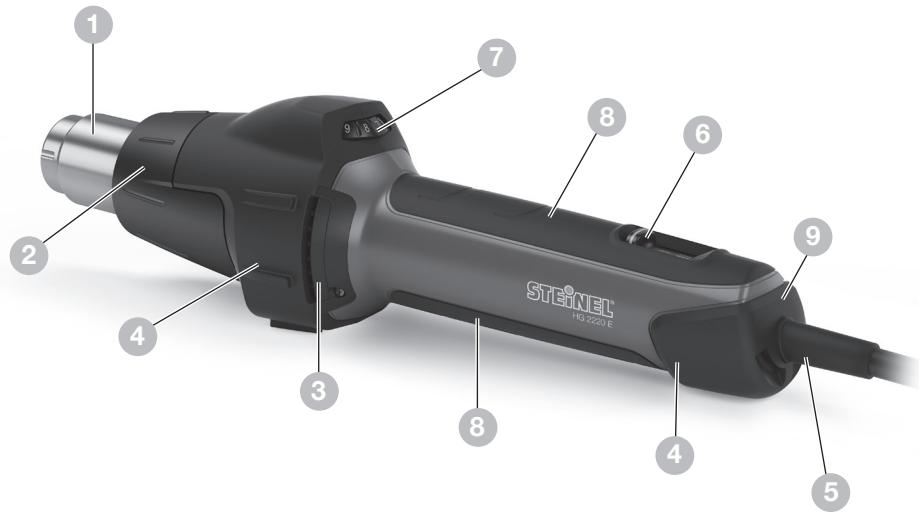


HG 2420 E

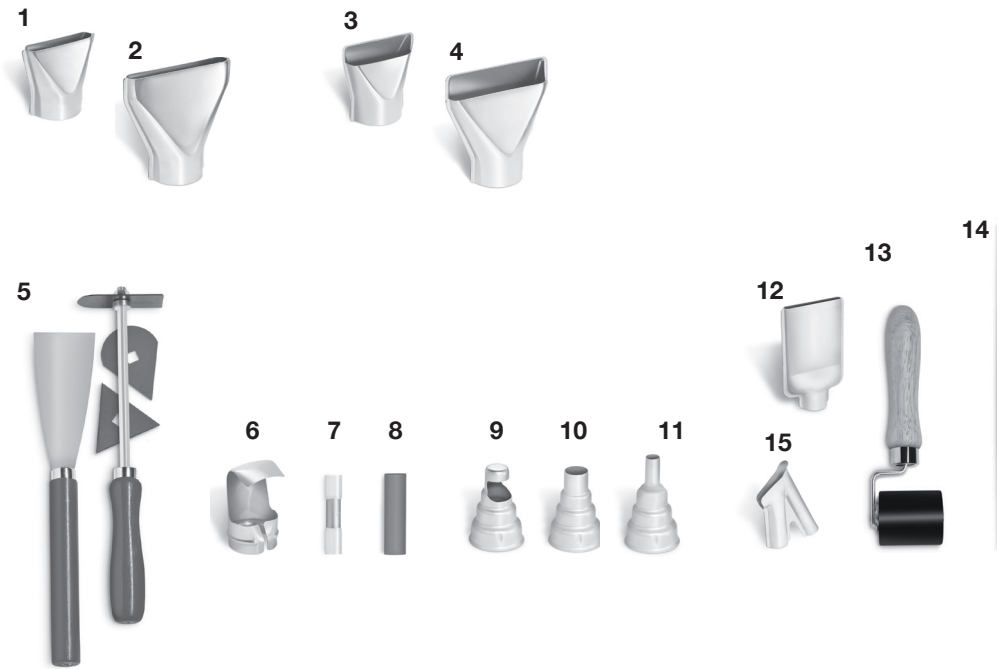
Information  
HG 2220 E  
HG 2420 E

DE  
GB  
FR  
NL  
IT  
ES  
PT  
SE  
DK  
FI  
NO  
GR  
TR  
HU  
CZ  
SK  
PL  
RO  
SI  
HR  
EE  
LT  
LV  
RU  
BG  
CN


HG 2220 E




HG 2220 E



HG 2420 E



HG 2420 E



## Zubehör (siehe Abb. auf dem Umschlag)

Ihr Händler hält ein breites Sortiment an Zubehör für Sie bereit.

### HG 2220 E

1	Breitstrahldüse 50 mm	Art.-Nr. 070113
2	Breitstrahldüse 75 mm	Art.-Nr. 070212
3	Abstrahldüse 50 mm	Art.-Nr. 070311
4	Abstrahldüse 75 mm	Art.-Nr. 070410
5	Farbschabersset	Art.-Nr. 010317
6	Reflektordüse	Art.-Nr. 070519
7	Crimpverbinder Ø 0,5-1,5 Ø 1,5-2,5 Ø 0,1-0,5 – Ø 4,0-6,0	Art.-Nr. 006655 Art.-Nr. 006648 Art.-Nr. 006662
8	Schrumpfschläuche 4,8-9,5 mm 1,6-4,8 mm 4,0-12,0 mm Schrumpfschlauchset, 3-teilig	Art.-Nr. 071417 Art.-Nr. 071318 Art.-Nr. 072766 Art.-Nr. 075811
9	Lötreflektordüse	Art.-Nr. 074616
10	Reduzierdüse 14 mm	Art.-Nr. 070717
11	Reduzierdüse 9 mm	Art.-Nr. 070618
12	Breitschlitzdüse	Art.-Nr. 074715
13	Andrückrolle	Art.-Nr. 093211
14	Kunststoff-Schweißdraht Hart-PVC: HDPE: PP: ABS:	Art.-Nr. 073114 Art.-Nr. 071219 Art.-Nr. 073411 Art.-Nr. 074210
15	Schweißschuh	Art.-Nr. 070915

### HG 2420 E

1	Runddüse 5 mm	Art.-Nr. 092214
2	Runddüse 10 mm	Art.-Nr. 092313
3	Runddüse 5 mm, verlängert	Art.-Nr. 090976
4	Winkelflächdüse 20x2 mm Winkelflächdüse 20x2 mm, gerade	Art.-Nr. 092115 Art.-Nr. 013240
5	Winkelflächdüse 40x2 mm	Art.-Nr. 092016
6	Winkelflächdüse 30x2 mm	Art.-Nr. 011925
7	Winkelflächdüse 40x2 mm, gelocht	Art.-Nr. 009083
8	Flachdüse 60x2 mm für Bitumen	Art.-Nr. 009090
9	Andrückrolle 50 mm	Art.-Nr. 093211
10	Andrückrolle 35 mm	Art.-Nr. 006785
11	Planenschere	Art.-Nr. 010423
12	Kehlfix	Art.-Nr. 011833
13	Schweißnahtschlitten	Art.-Nr. 093013
14	Schweißschuh	Art.-Nr. 075316
15	Schnellschweißschuh 3 mm	Art.-Nr. 010263
16	Schnellschweißschuh 4 mm	Art.-Nr. 010270
17	Schnellschweißschuh 5 mm	Art.-Nr. 010287
18	Schnellschweißschuh 3 mm, mit schmalem Luftschlitz	Art.-Nr. 009106
19	Schnellschweißschuh 4 mm, mit schmalem Luftschlitz	Art.-Nr. 011765
20	Schnellschweißschuh 5 mm, mit schmalem Luftschlitz	Art.-Nr. 011840
21	Fugenhobel	Art.-Nr. 093112
22	Viertelmondmesser	Art.-Nr. 092917
23	Lötreflektordüse	Art.-Nr. 011871
24	Reflektordüse 20 mm	Art.-Nr. 011857
25	Reflektordüse 35 mm	Art.-Nr. 011864
26	Siebrelektordüse 35x20 mm	Art.-Nr. 010416
27	Siebrelektordüse 50x35 mm	Art.-Nr. 010409
28	Schalenreflektordüse	Art.-Nr. 011888

## CE Konformitätserklärung

(siehe Seite 134)

## Herstellergarantie

Herstellergarantie für Unternehmer, wobei Unternehmer eine natürliche oder juristische Person oder eine rechtsfähige Personengesellschaft ist, die bei Abschluss des Kaufes in Ausübung ihrer gewerblichen oder selbständigen beruflichen Tätigkeit handelt.

Herstellergarantie der STEINEL Vertrieb GmbH,  
Dieselstraße 80-84, 33442 Herzebrock-Clarholz

Alle STEINEL-Produkte erfüllen höchste Qualitätsansprüche. Aus diesem Grund leisten wir als Hersteller Ihnen als Kunde gerne eine unentgeltliche Garantie gemäß den nachstehenden Bedingungen:

Wir leisten Garantie durch kostenlose Behebung der Mängel (nach unserer Wahl: Reparatur oder Austausch mangelhafter Teile ggf. Austausch durch ein Nachfolgemodell oder Erstellung einer Gutschrift), die nachweislich innerhalb der Garantiezeit auf einem Material- oder Herstellungsfehler beruhen.

Die Garantiezeit für

- Heißklebepistole und Heißluftgeräte beträgt: 1 Jahr

Ausdrücklich ausgenommen von dieser Garantie sind alle austauschbaren Leuchtmittel. Darüber hinaus ist die Garantie ausgeschlossen:

- bei einem gebrauchsbedingten oder sonstigen natürlichen Verschleiß von Produktteilen oder Mängeln am STEINEL-Produkt, die auf gebrauchsbedingtem oder sonstigem natürlichem Verschleiß zurückzuführen sind,
- bei nicht bestimmungs- oder unsachgemäßem Gebrauch des Produkts oder Missachtung der Bedienungsanweisung,
- wenn An- und Umbauten bzw. sonstige Modifikationen an dem Produkt eigenmächtig vorgenommen wurden oder Mängel auf die Verwendung von Zubehör-, Ergänzungs- oder Ersatzteilen zurückzuführen sind, die keine STEINEL-Originalteile sind,
- wenn Wartung und Pflege der Produkte nicht entsprechend der Bedienungsanleitung erfolgt sind,
- wenn Anbau und Installation nicht gemäß den Installationsvorschriften von STEINEL ausgeführt wurden,
- bei Transportschäden oder -verlusten.

Diese Herstellergarantie lässt Ihre gesetzlichen Rechte unberührt. Die hier beschriebenen Leistungen gelten zusätzlich zu den gesetzlichen Rechten und beschränken oder ersetzen diese nicht.

Die Garantie gilt für sämtliche STEINEL-Produkte, die in Deutschland gekauft und verwendet werden. Es gilt deutsches Recht unter Ausschluss des Übereinkommens der Vereinten Nationen über Verträge über den internationalen Warenkauf (CISG).

### Geltendmachung

Wenn Sie Ihr Produkt reklamieren wollen, senden Sie es bitte vollständig und frachtfrei mit dem Original-Kaufbeleg, der die Angabe des Kaufdatums und der Produktbezeichnung enthalten muss, an Ihren Händler oder direkt an uns, die STEINEL Vertrieb GmbH – Reklamationsabteilung –, Dieselstraße 80-84, 33442 Herzebrock-Clarholz. Wir empfehlen Ihnen daher, Ihren Kaufbeleg bis zum Ablauf der Garantiezeit sorgfältig aufzubewahren. Für Transportkosten und -risiken im Rahmen der Rücksendung übernehmen wir keine Haftung.

**1 JAHR**  
HERSTELLER  
GARANTIE

## GB Translation of the original operating instructions

Please familiarise yourself with these operating instructions before using this product because prolonged reliable and trouble-free operation will only be ensured if it is handled properly.

We hope your new hot air tool will give you lasting satisfaction.



## Safety warnings

**Read and observe this information before using the tool. Failure to observe the operating instructions may result in the tool becoming a source of danger.**

When using electric power tools, observe the following basic safety precautions to avoid electric shock as well as the risk of injury and fire. Used carelessly, the tool can start an unintentional fire or injure persons. Check the tool for any damage (mains connection lead, housing etc.) before putting it into operation and do not use the tool if it is damaged. Do not leave the tool switched on unattended.

Children should be supervised to make sure they do not play with the tool.

## First time of use

A small quantity of smoke may develop when the tool is used for the first time. This smoke is caused by binding agents released from the heater's insulating film during the first time of use.

To let the smoke escape quickly, the tool should be set down on its

## About this document

Please read carefully and keep in a safe place.

- Under copyright. Reproduction either in whole or in part only with our consent.
- Subject to change in the interest of technical progress.

standing surface. The area you are working in should be well ventilated when using the tool for the first time. Any smoke coming out of the tool is not harmful!

**Take the ambient conditions into account.**



Do not expose electric power tools to rain. Do not use electric power tools when they are damp or in a damp or wet environment. Exercise care when using the tool in the proximity of flammable materials. Do not direct the tool at one and the same place for a prolonged period. Do not use in the presence of an explosive atmosphere. Heat emitted may be conducted to flammable materials that are hidden from direct sight.

**Protect yourself from electric shock.**



Avoid coming in contact with grounded objects, such as pipes, radiators, cookers or refrigerators. Do not leave the tool unattended while in operation.

## Safety warnings

### Store your tools in a safe place.

After use, set the tool down on its standing surface and let it cool before putting it away.

When not in use, tools must be stored in a dry, locked room out of children's reach.

This tool may be used by children aged 8 or above and by persons with reduced physical, sensory or mental capabilities or lack of experience and knowledge if they are supervised or have been given instructions on how to use the tool safely and understand the hazards involved.

Do not allow children to play with the tool.

Children are not allowed to clean or carry out maintenance work on the tool without supervision.

### Do not overload your tools.

Your work results and safety will be enhanced if you operate the tool within the specified output range. Do not carry the tool by the power cord. Do not unplug the tool by pulling on the power cord. Protect the power cord from heat, oil and sharp edges.



**Always ensure that the blow-out tube (including in combination with mounted nozzle) is never completely covered or sealed. Damage to the heating element or motor may otherwise result.**

### Beware of toxic gases and fire hazards.

Toxic gases may occur when working on plastics, paints, varnishes or similar materials.

Beware of fire and ignition hazards.

For your own safety, only use accessories and attachments that are specified in the operating instructions or recommended or specified by the tool manufacturer.

Using attachments or accessories other than those recommended in the operating instructions or catalogue may result in personal injury.



**Repairs must only be carried out by a qualified electrician.**

This electric power tool complies with the relevant safety regulations. Repairs should only be performed by a qualified electrician. Otherwise the user may run the risk of accidents.

**Keep these safety precautions with the tool.**



## For your safety

**These hot air tools are doubly protected from overheating:**

The thermal cut-out completely shuts down the tool if it is overloaded.

## Tool description - Operation

**Please note:** The distance from the object you are working on depends on material and intended method of working. Always try out the airflow and temperature on a test piece first. Using the attachable accessory nozzles (see accessories page on the cover) the flow of hot air can be controlled with maximum precision.

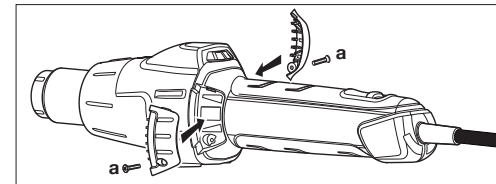
**Take care when changing hot nozzles!** When using the hot air tool in the self-resting position, make sure it is standing on a stable, non-slip and clean surface.

The tool is switched on and off by means of a two-stage airflow switch (6). In settings 1 and 2, the temperature is continuously variable at a thumbwheel (7) in 9 steps. The guard sleeve can be removed.

## Maintenance

### Fine dust filter

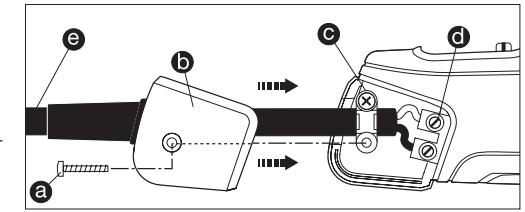
The HG 2220 E / HG 2420 E is supplied with a fine dust filter (3). To install it, undo the air inlet and insert the filter. To clean it (with compressed air), undo screws (a), take off cover and remove filter.



## Repair

### Changing the power cord (9)

If the power cord needs changing, this can easily be done without opening the casing:



1. Important! Disconnect tool from power supply.
2. Undo screw (a) and pull off cover cap (b).
3. Release cable grip (c).
4. Undo mains terminals (d).
5. Pull out cable (e).
6. Insert new cable and secure in reverse order (1. Firmly screw down mains terminals etc.).

## Tool features

- 1 Stainless steel outlet nozzle
- 2 Removable guard sleeve
- 3 Air inlet (including fine dust filter)
- 4 Soft coating for non-slip standing
- 5 Heavy-duty rubber-insulated power cord
- 6 Multiple-stage switch for adjusting airflow (2-stage)
- 7 Thumbwheel for setting temperature
- 8 Soft grip handle for comfortable operation
- 9 Replaceable mains power cord

## Technical Specifications

	HG 2220 E		HG 2420 E	
Voltage	220-230 V, 50/60 Hz		220-230 V, 50/60 Hz	
Output	2200 W		2200 W	
Stage	1	2	1	2
Airflow rate	150-300 l/min	300-500 l/min	150-400 l/min	200-400 l/min
Temperature	80-630 °C	80-630 °C	80-650 °C	80-650 °C
Temperature setting	At thumbwheel in 9 steps		At thumbwheel in 9 steps	
Protection class (without earth terminal)	II		II	
Thermal cut-out	Yes		Yes	
Emission sound pressure level	≤ 70dB (A)		≤ 70dB (A)	
Total vibration value	≤ 2.5 m/s <sup>2</sup> / K = 0.08 m/s <sup>2</sup>		≤ 2.5 m/s <sup>2</sup> / K = 0.08 m/s <sup>2</sup>	
Weight without power cord	0.610 kg		0.610 kg	

Subject to technical modifications

Settings				
Airflow rate <b>stage 1</b> low airflow rate			Airflow rate <b>stage 2</b> high airflow rate	
Temperature approx.			Temperature approx.	
Thumbwheel	HG 2220 E	HG 2420 E	HG 2220 E	HG 2420 E
1	80 °C	80 °C	80 °C	80 °C
2	110 °C	140 °C	110 °C	140 °C
3	190 °C	220 °C	180 °C	220 °C
4	280 °C	300 °C	260 °C	300 °C
5	360 °C	360 °C	340 °C	360 °C
6	440 °C	440 °C	420 °C	440 °C
7	500 °C	500 °C	480 °C	500 °C
8	570 °C	570 °C	560 °C	560 °C
9	630 °C	650 °C max.	630 °C	650 °C max.

Depending on how accurately the thumbwheel is set, the guide values shown may differ by up to +/- 20 °C from the temperature actually delivered.

## Applications

Here are some of the applications you can use STEINEL hot air tools for. This selection is by no means exhaustive – no doubt you can immediately think of other examples.

### HG 2220 E / HG 2420 E

- Welding all thermoplastics.
- Welding films and tarpaulins.
- Welding plastics and jointing.
- Activating and removing glues and hot-melt adhesives.
- Thawing frozen door locks, frozen water pipes, icy steps.
- Heating car-wrapping films.
- Applying edgebands.
- Shaping thermoplastics.

### Guide for selecting the right type of welding rod for welding plastics

Material	Applications	Characteristic signs
<b>Rigid PVC</b>	Pipes, fittings, tiles, structural sections, technical mouldings 300 °C welding temperature	Chars when held in flame, pungent odour; crashing sound
<b>Rigid PE (HDPE)</b> Polyethylene	Tubs, baskets, canisters, insulating material, piping 300 °C welding temperature	Light yellow flame, drips continue to burn, smells of a candle being extinguished; crashing sound
<b>PP</b> Polypropylene	High-temperature drainpipes, seat buckets, packagings, automotive parts 250 °C welding temperature	Bright flame with a blue core, drips continue to burn, pungent odour; crashing sound
<b>ABS</b>	Automotive parts, equipment enclosures, cases 350 °C welding temperature	Black, fluffy smoke; sweet odour; crashing sound

## Disposal

Electrical and electronic equipment, accessories and packaging must be recycled in an environmentally compatible manner.



Do not dispose of electrical and electronic equipment as domestic waste.

### EU countries only:

Under the current European Directive on Waste Electrical and Electronic Equipment and its implementation in national law, electrical and electronic equipment no longer suitable for use must be collected separately and recycled in an environmentally compatible manner.

## Accessories (see illustrations on the inside cover)

Your retailer has a wide range of accessories for you to choose from.

### HG 2220 E

- |    |   |  |
|----|---|--|
| 1  | Surface nozzle 50 mm  | Prod. No. 070113   |
| 2  | Surface nozzle 75 mm  | Prod. No. 070212   |
| 3  | Window nozzle 50 mm   | Prod. No. 070311   |
| 4  | Window nozzle 75 mm   | Prod. No. 070410   |
| 5  | Paint scraper kit   | Prod. No. 010317   |
| 6  | Reflector nozzle  | Prod. No. 070519   |
| 7  | Crimp connectors<br>Ø 0.5-1.5<br>Ø 1.5-2.5<br>Ø 0.1-0.5 – Ø 4.0-6.0                 | Prod. No. 006655<br>Prod. No. 006648<br>Prod. No. 006662<br>Prod. No. 071417<br>Prod. No. 071318<br>Prod. No. 072766<br>Prod. No. 075811<br>Prod. No. 074616<br>Prod. No. 070717 |
| 8  | Shrink tubings 4.8-9.5 mm<br>1.6-4.8 mm<br>4.0-12.0 mm<br>Shrink tubing set, 3-part | Prod. No. 074616<br>Prod. No. 070717<br>Prod. No. 070618<br>Prod. No. 074715<br>Prod. No. 093211   |
| 9  | Soldering reflector nozzle  | Prod. No. 073114   |
| 10 | Reduction nozzle 14 mm  | Prod. No. 071219   |
| 11 | Reduction nozzle 9 mm   | Prod. No. 073411   |
| 12 | Wide-slit nozzle  | Prod. No. 074210   |
| 13 | Feed roller   | Prod. No. 070915   |
| 14 | Plastic welding rod<br>Rigid PVC:<br>HDPE:<br>PP:<br>ABS:                           |  |
| 15 | Welding nozzle  |  |

### HG 2420 E

- |    |   |                                      |
|----|---|--------------------------------------|
| 1  | Round nozzle, 5 mm  | Prod. No. 092214                     |
| 2  | Round nozzle, 10 mm   | Prod. No. 092313                     |
| 3  | Round nozzle, 5 mm, extended  | Prod. No. 009076                     |
| 4  | Flat angled nozzle, 20x2 mm<br>Flat angled nozzle, 20x2 mm,<br>straight | Prod. No. 092115<br>Prod. No. 013240 |
| 5  | Flat angled nozzle, 40x2 mm   | Prod. No. 092016                     |
| 6  | Flat angled nozzle, 30x2 mm   | Prod. No. 011925                     |
| 7  | Flat angled nozzle, 40x2 mm,<br>perforated                              | Prod. No. 009083                     |
| 8  | Flat nozzle, 60x2 mm, for bitumen                                       | Prod. No. 009090                     |
| 9  | Pressure roller, 50 mm  | Prod. No. 093211                     |
| 10 | Pressure roller, 35 mm  | Prod. No. 006785                     |
| 11 | Tarpaulin shears  | Prod. No. 010423                     |
| 12 | Kehlfix   | Prod. No. 011833                     |
| 13 | Weld slide  | Prod. No. 093013                     |
| 14 | Welding nozzle  | Prod. No. 075316                     |
| 15 | Fast welding nozzle, 3 mm   | Prod. No. 010263                     |
| 16 | Fast welding nozzle, 4 mm   | Prod. No. 010270                     |
| 17 | Fast welding nozzle, 5 mm   | Prod. No. 010287                     |
| 18 | Fast welding nozzle, 3mm,<br>with narrow air slot                       | Prod. No. 009106                     |
| 19 | Fast welding nozzle, 4mm,<br>with narrow air slot                       | Prod. No. 011765                     |
| 20 | Fast welding nozzle, 5mm,<br>with narrow air slot                       | Prod. No. 011840                     |
| 21 | Jointing plane  | Prod. No. 093112                     |
| 22 | Quarter-moon knife  | Prod. No. 092917                     |
| 23 | Soldering reflector nozzle  | Prod. No. 011871                     |
| 24 | Reflector nozzle, 20 mm   | Prod. No. 011857                     |
| 25 | Reflector nozzle, 35 mm   | Prod. No. 011864                     |
| 26 | Sieve reflector nozzle, 35x20 mm  | Prod. No. 010416                     |
| 27 | Sieve reflector nozzle, 50x35 mm  | Prod. No. 010409                     |
| 28 | Shell reflector nozzle  | Prod. No. 011888                     |

## CE Declaration of Conformity

(refer to page 134)

## Manufacturer's Warranty

This STEINEL product has been manufactured with utmost care, tested for proper operation and safety and then subjected to random sample inspection. STEINEL guarantees that it is in perfect condition and proper working order.

HG 2220 E is guaranteed for 12 months or 750 hours of operation and HG 2420 E for 12 months or 1000 hours of operation, each commencing on the date of sale to the consumer. We will remedy defects caused by material flaws or manufacturing faults. The warranty will be met by repair or replacement of defective parts at our own discretion. This guarantee does not cover damage to wearing parts, damage or defects caused by improper treatment or maintenance nor does it cover breakage as a result of the product being dropped. Further consequential damage to other objects shall be excluded.

Claims under warranty shall only be accepted if the product is sent fully assembled and well packed complete with sales receipt or invoice (date of purchase and dealer's stamp) to the appropriate Service Centre or handed in to the dealer within the first 6 months.

### Repair service:

If defects occur outside the warranty period or are not covered by warranty, ask your nearest service station for the possibility of repair.

**1 YEAR**  
MANUFACTURER'S  
WARRANTY

EU - Konformitätserklärung

*EU Declaration of Conformity*

**A Produktbezeichnung / Designation of Product**

Produktbezeichnung / Product Heißluftgebläse HG 2220 E, HG 2420 E  
*Hot air gun HG 2220 E, HG 2420 E*

Typbezeichnung / Type designation 3517, 3513

Ursprungszeichen / Mark of origin STEINEL

**B Erklärung der Europäischen Richtlinienkonformität**

***Declaration of Conformity with European Community Directives***

Das bezeichnete Produkt erfüllt die folgenden Richtlinien mit zugehörigen Normen in der aktuell gültigen Fassung: / *The designated product complies with the following directives and relevant standards in the current version:*

**B.1 Maschinenrichtlinie 2006/42/EU mit Änderungen**

***Machinery Directive 2006/42/EU including amendments***

DIN EN ISO 3744:2011-02, DIN EN 60745-1:2010-01  
DIN EN ISO 4871:2009-11, DIN EN 12096:1997-09

DIN EN 60335-1 (VDE 0700-1):2012-10; EN 60335-1:2012  
DIN EN 60335-1 Ber.1 (VDE 0700-1 Ber.1):2014-04; EN 60335-1:2012/AC:2014  
EN 60335-1:2012/A11:2014  
DIN EN 60335-2-45 (VDE 0700-45):2012-08; EN 60335-2-45:2002 + A1 + A2:2012  
DIN EN 62233 (VDE 0700-366):2008-11; EN 62233:2008  
DIN EN 62233 Ber.1 (VDE 0700-366 Ber.1):2009-04; EN 62233 Ber.1:2008

**B.2 Elektromagnetische Verträglichkeits-Richtlinie 2014/30/EU mit Änderungen**

***Electromagnetic Compatibility Directive 2014/30/EU including amendments***

DIN EN 55014-1 (VDE 0875-14-1):2012-05; EN 55014-1:2006 + A1:2009 + A2:2011  
DIN EN 61000-3-2 (VDE 0838-2):2015-03; EN 61000-3-2:2014  
DIN EN 61000-3-3 (VDE 0838-03):2014-03; EN 61000-3-3:2013  
DIN EN 55014-2 (VDE 0875-14-2):2016-01; EN 55014-2:2015  
Anforderungen der Kategorie II / *Requirements of category II*

**B.3 Richtlinie zur Beschränkung gefährlicher Stoffe 2011/65/EU mit Änderungen**

***RoHS - Directive 2011/65/EU including amendments***

**C Dauer der Aufbewahrung und Fundstelle der Dokumente:**

***Retention of documents and Archive:***

Die Dokumente werden noch zehn Jahre nach dem letzten Inverkehrbringen verfügbar gehalten:  
STEINEL GmbH, Abteilung: Zulassungen. *The documents are held available for ten years after the last marketing STEINEL GmbH, approval department.*


**C.1 Bevollmächtigter für die technische Dokumentation**

***Authorized person for the technical documentation***

Klaus Wenners, Steinel GmbH, Dieselstrasse 80-84

**D Aussteller mit Adresse / Issuer and address**

STEINEL GmbH, Dieselstrasse 80 - 84, 33442 Herzebrock-Clarholz/ Germany



Steinel GmbH  
Ingo H. Steinel  
(Geschäftsleitung / Chief Executive Officer)

Herzebrock-Clarholz, 5.7.2018  
Datum / Date